

Scaled data based on original data using
LM-79-08 Approved Method: Electrical and Photometric Measurements of Solid-
State Lighting Products

Test Report Prepared for
Cooper Lighting Solutions
(formerly Eaton)

Brand: McGRAW-EDISON

Report Number: P200439

Luminaire Tested: **GPC-AF-01-LED-E1-SL2-7060**

Issue Date: 3/3/2020

Test Information

Test Method: LM-79-08
Report Number: P200439
TEST IS SCALED FROM IESNA LM-79-08 TEST DATA (P24286)
Test Lab: INNOVATION CENTER P2
Issue Date: 3/3/2020
Manufacturer: COOPER LIGHTING SOLUTIONS (FORMERLY EATON)
Product Line: MCGRAW-EDISON
Catalog Number: GPC-AF-01-LED-E1-SL2-7060
Description: GALLEON PEDESTRIAN LUMINAIRE
(1) 70 CRI, 5700K, 1050mA LIGHTSQUARE WITH 16 LEDS EACH AND TYPE II SPILL
LIGHT ELIMINATOR OPTICS
Light Source: -
Ballast/Driver: ELECTRONIC DRIVER

Summary

Lumens per Lamp: N/A
Luminaire Lumens: 6227 lumens
Efficiency: N/A
Efficacy: 105.5 lumens/watt
Luminous Opening: Rectangular (W 0.5' x L: 0.5' x H: 0')
IES Classification: Type II - Short - Semi-Cutoff
BUG Rating: B1 - U0 - G2

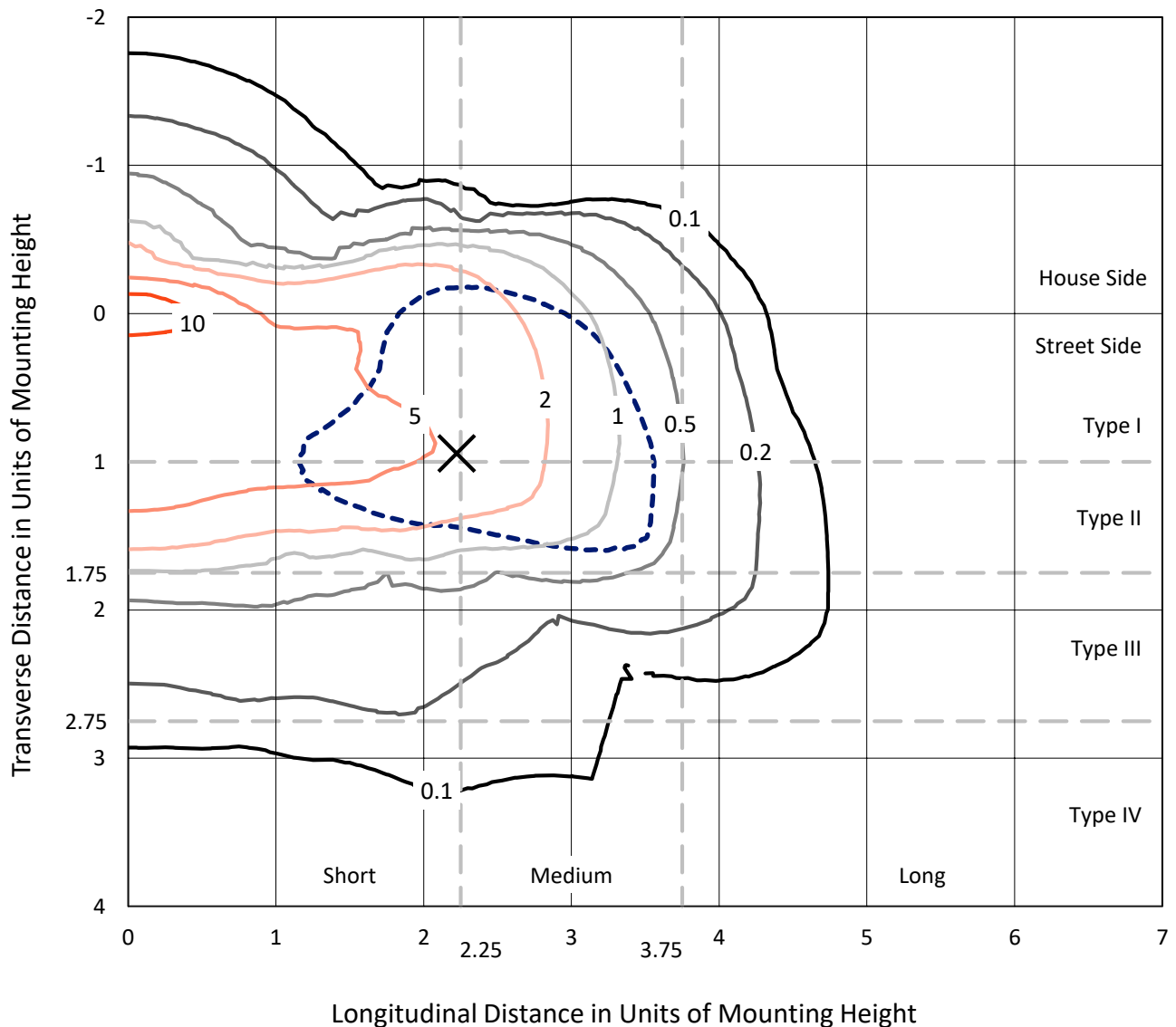
Input Watts (W): 59
Input Voltage (V): NR
Input Current (Ain): NR
Voltage Rise (V): NR
Power Factor: NR
Total Harmonic Distortion (THDi): NR
Frequency (hertz): 60
Stabilization Time: NR
Operation Time: NR
Ambient Temperature (°C): NR
Test Distance: 25 FT



REPORT NUMBER: P200439
 CATALOG NUMBER: GPC-AF-01-LED-E1-SL2-7060

Iso-Footcandle Lines of Horizontal Illumination

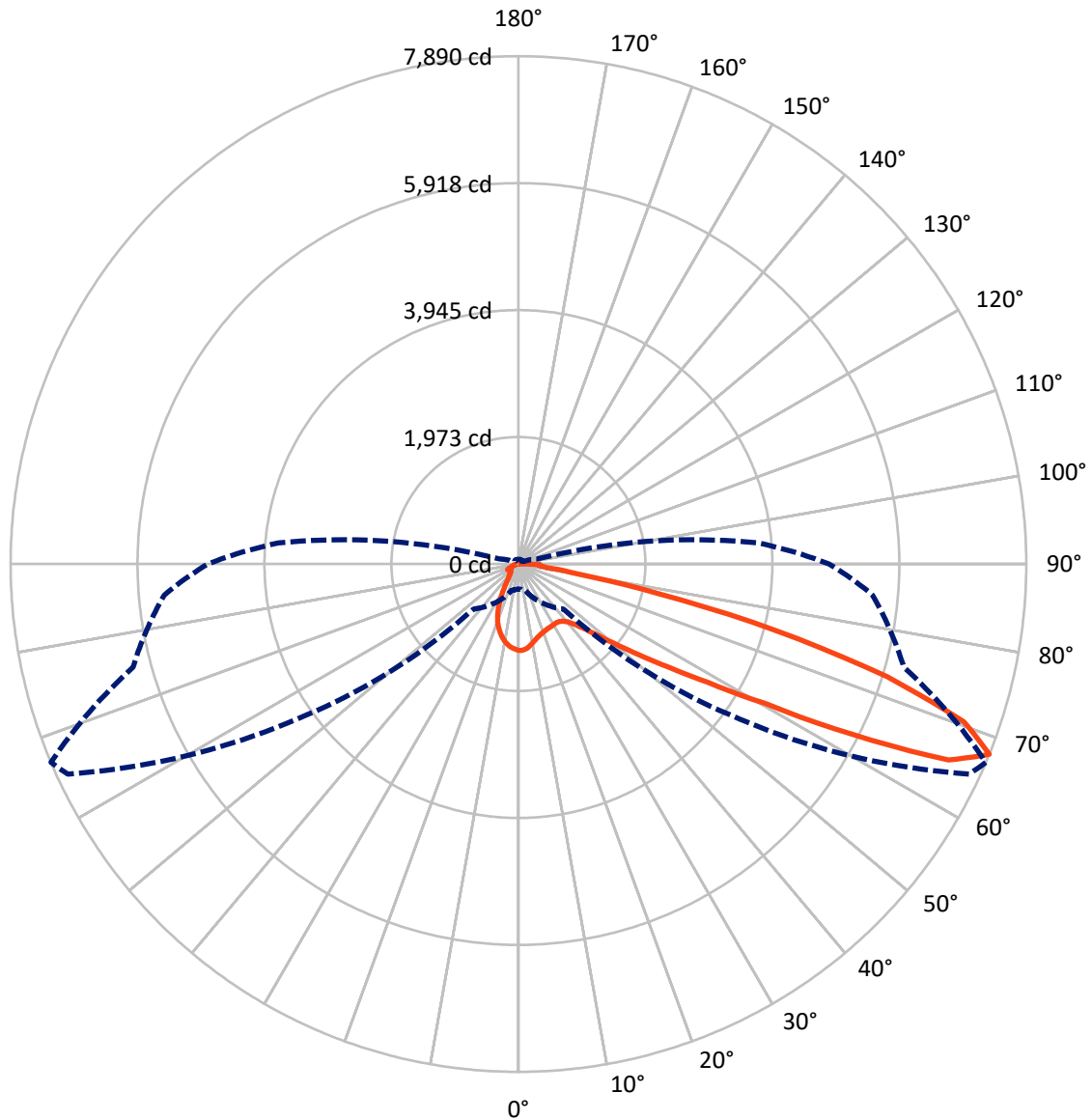
× Max cd
 - - - 1/2 Max cd



Based on 10 foot mounting height. Maximum calculated value = 13.4 fc
 Type II - Short - Semi-Cutoff

REPORT NUMBER: P200439
CATALOG NUMBER: GPC-AF-01-LED-E1-SL2-7060

Luminous Intensity Polar Plot



— Vertical Plane Through 67-Deg Lateral - - - Horizontal Cone Through 67.5-Deg Vertical

REPORT NUMBER: P200439

CATALOG NUMBER: GPC-AF-01-LED-E1-SL2-7060

FLUX DISTRIBUTION:

		Downward	Upward	Total
House Side	Lumens	1031.7	0.0	1031.7
	% Fixture	16.6	0.0	16.6
Street Side	Lumens	5195.3	0.0	5195.3
	% Fixture	83.4	0.0	83.4
Total	Lumens	6227.0	0.0	6227.0
	% Fixture	100.0	0.0	100.0

ZONAL LUMENS:

Zone	Lumens	% Fixture
0°-10°	114.6	1.8
10°-20°	265.1	4.3
20°-30°	359.4	5.8
30°-40°	510.9	8.2
40°-50°	854.8	13.7
50°-60°	1352.3	21.7
60°-70°	1722.7	27.7
70°-80°	902.3	14.5
80°-90°	144.7	2.3
90°-100°	0.0	0.0
100°-110°	0.0	0.0
110°-120°	0.0	0.0
120°-130°	0.0	0.0
130°-140°	0.0	0.0
140°-150°	0.0	0.0
150°-160°	0.0	0.0
160°-170°	0.0	0.0
170°-180°	0.0	0.0
0°-90°	6227.0	100.0
0°-180°	6227.0	100.0

Coefficient of Utilization



REPORT NUMBER: P200439

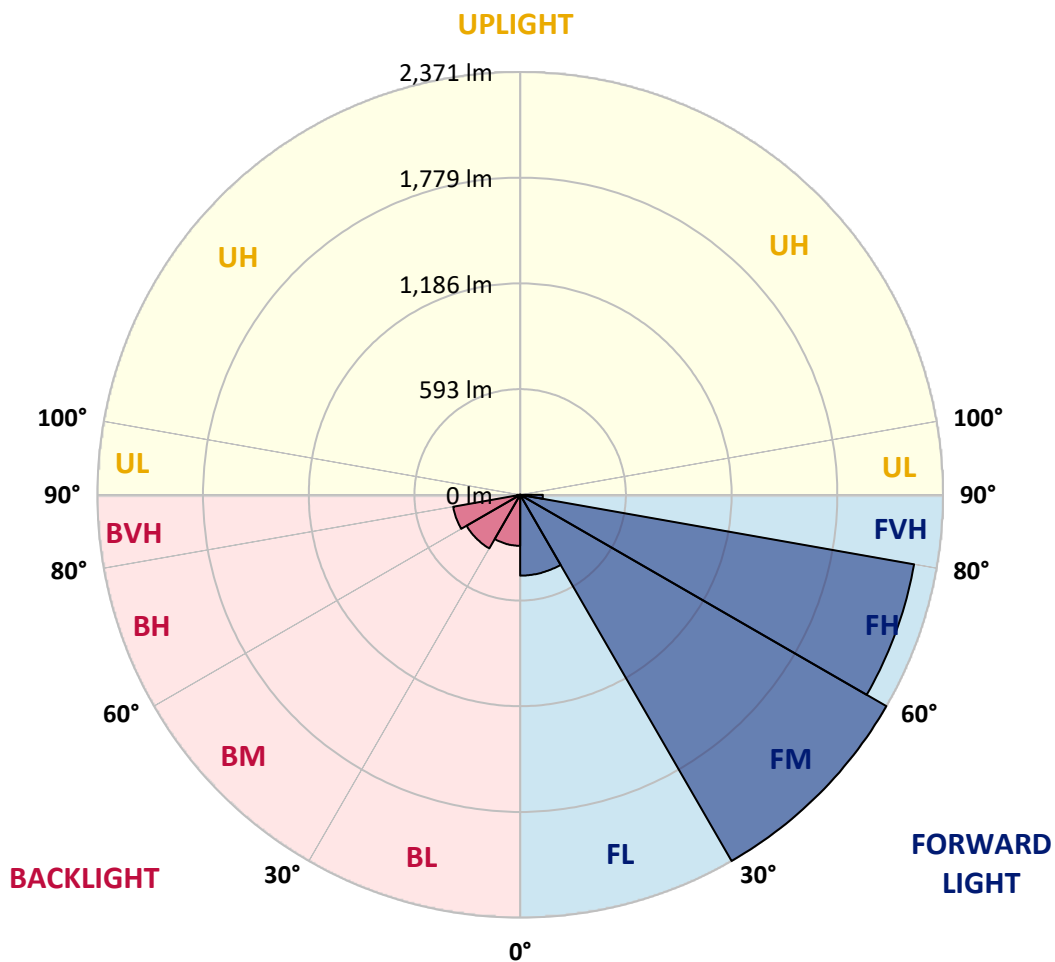
CATALOG NUMBER: GPC-AF-01-LED-E1-SL2-7060

LUMINAIRE CLASSIFICATION SYSTEM LUMEN TABLE AND BUG RATING:

Zone		Lumens	% Fixture	Zone Rating/Lumen Limit		
				B	U	G
FL	(0°-30°)	453.2	7.3			
FM	(30°-60°)	2371.4	38.1			
FH	(60°-80°)	2243.5	36.0			G2/5000
FVH	(80°-90°)	127.3	2.0			G2/225
BL	(0°-30°)	286.0	4.6	B1/500		
BM	(30°-60°)	346.7	5.6	B1/1000		
BH	(60°-80°)	381.6	6.1	B1/500		G1/500
BVH	(80°-90°)	17.5	0.3			G1/100
UL	(90°-100°)	0.0	0.0		U0/0	
UH	(100°-180°)	0.0	0.0		U0/0	

BUG Rating: B1-U0-G2

Type II Short





REPORT NUMBER: P200439

CATALOG NUMBER: GPC-AF-01-LED-E1-SL2-7060

CANDELA DISTRIBUTION (FULL):

	0°	5°	15°	25°	35°	45°	55°	65°	67°	75°	85°
0°	1343.1	1343.1	1343.1	1343.1	1343.1	1343.1	1343.1	1343.1	1343.1	1343.1	1343.1
2.5°	1287.9	1290.0	1296.8	1301.1	1320.4	1328.7	1334.6	1340.4	1341.3	1344.1	1341.3
5°	1152.8	1157.4	1170.0	1184.1	1221.5	1251.0	1282.0	1314.3	1320.1	1341.0	1346.8
7.5°	1048.0	1046.8	1057.3	1074.2	1112.5	1153.4	1207.7	1271.9	1284.5	1331.5	1354.2
10°	971.6	970.7	981.7	999.2	1035.8	1074.5	1135.9	1223.7	1241.5	1316.4	1361.3
12.5°	915.1	915.4	926.4	945.8	982.9	1021.9	1084.3	1177.0	1199.7	1298.9	1368.6
15°	877.6	880.1	889.0	909.6	945.8	984.8	1045.9	1142.0	1167.5	1285.1	1376.9
17.5°	865.0	869.0	872.1	887.1	918.2	957.2	1017.0	1116.2	1143.2	1275.6	1384.3
20°	876.7	881.3	875.5	880.7	900.3	934.7	994.3	1096.0	1123.6	1264.8	1385.2
22.5°	926.8	931.1	913.9	898.8	897.6	918.5	975.6	1080.0	1108.5	1256.9	1385.5
25°	1014.9	1017.6	988.8	953.8	919.7	912.6	962.4	1068.9	1099.3	1249.8	1379.7
27.5°	1123.0	1125.1	1092.0	1040.4	971.9	926.4	957.8	1062.5	1094.1	1243.7	1369.9
30°	1254.4	1264.5	1220.0	1154.9	1055.1	967.3	967.0	1059.1	1088.3	1233.2	1350.5
32.5°	1388.9	1393.2	1362.5	1296.5	1167.2	1039.1	992.8	1061.6	1086.7	1220.6	1326.0
35°	1525.2	1530.8	1510.8	1457.7	1320.4	1144.5	1043.1	1076.0	1096.3	1216.3	1308.8
37.5°	1701.8	1709.2	1681.5	1620.1	1506.8	1287.3	1127.0	1112.2	1125.4	1228.6	1303.5
40°	1980.9	1977.6	1896.8	1805.3	1710.7	1470.0	1246.7	1173.6	1181.3	1268.2	1319.5
42.5°	2305.8	2297.5	2158.4	2014.7	1934.9	1691.1	1405.2	1280.2	1278.7	1346.2	1375.7
45°	2565.0	2558.2	2433.0	2255.8	2191.9	1942.9	1610.0	1439.0	1427.6	1470.0	1479.5
47.5°	2705.3	2705.6	2633.5	2488.8	2487.3	2262.8	1873.2	1668.6	1649.0	1669.0	1658.8
50°	2656.2	2662.7	2655.0	2608.9	2756.9	2682.3	2216.8	1988.9	1949.3	1969.0	1930.0
52.5°	2418.5	2426.8	2472.3	2542.9	2870.2	3189.3	2721.6	2386.9	2340.8	2333.8	2290.5
55°	1997.2	2007.4	2100.1	2292.0	2776.0	3529.8	3518.2	2894.2	2820.8	2754.2	2735.7
57.5°	1376.6	1393.5	1542.7	1827.7	2471.0	3632.7	4466.7	3617.4	3468.1	3235.3	3239.6
60°	776.0	795.6	971.6	1230.5	1855.7	3520.9	5188.3	4712.7	4397.6	3798.8	3830.8
62.5°	493.5	514.7	648.2	854.9	1113.5	2919.1	5484.1	6235.5	5835.4	4493.4	4524.8
65°	399.5	408.7	471.7	705.7	808.5	1758.6	5259.6	7489.9	7340.6	5375.1	5228.9
67.5°	390.0	393.1	425.6	592.3	775.4	988.5	4195.3	7724.5	7890.0	6198.3	5522.1
70°	385.4	396.1	479.7	565.3	742.5	833.7	2521.1	7081.5	7342.8	6413.6	5131.8
72.5°	187.0	186.4	241.4	511.3	836.5	864.7	1295.2	5729.7	5992.0	5556.5	4217.1
75°	150.8	137.9	131.7	187.3	804.2	893.0	825.4	3942.5	4132.3	3725.4	2592.3
77.5°	143.1	127.7	117.0	117.3	339.9	947.0	699.2	2182.1	2237.4	1682.8	710.3
80°	118.5	104.4	96.7	109.0	164.6	901.9	756.0	987.6	906.2	413.3	236.4
82.5°	82.3	74.9	72.8	91.5	131.7	642.7	879.2	530.6	445.0	207.0	145.9
85°	52.5	44.8	49.7	66.6	102.6	296.6	905.6	413.6	328.9	131.4	82.3
87.5°	24.3	19.7	24.6	36.8	66.9	102.3	861.7	464.6	338.7	69.4	51.9
90°	0.0	0.0	0.0	0.0	0.0	0.0	0.0	0.0	0.0	0.0	0.0



REPORT NUMBER: P200439

CATALOG NUMBER: GPC-AF-01-LED-E1-SL2-7060

CANDELA DISTRIBUTION (continued):

	90°	95°	105°	115°	125°	135°	145°	155°	165°	175°	180°
0°	1343.1	1343.1	1343.1	1343.1	1343.1	1343.1	1343.1	1343.1	1343.1	1343.1	1343.1
2.5°	1343.8	1337.9	1333.3	1324.7	1315.2	1306.0	1297.7	1287.3	1284.2	1281.4	1285.7
5°	1348.1	1342.2	1325.3	1298.9	1269.8	1242.4	1215.1	1191.8	1177.3	1169.3	1173.9
7.5°	1354.5	1346.2	1311.2	1262.7	1210.2	1162.3	1112.8	1073.2	1044.1	1030.2	1034.2
10°	1360.3	1344.4	1287.3	1214.5	1137.7	1066.5	988.5	924.0	876.1	850.9	857.0
12.5°	1362.8	1337.3	1253.8	1154.3	1049.0	944.6	829.7	733.3	664.5	639.3	634.1
15°	1365.3	1329.3	1216.9	1085.8	941.8	794.1	633.2	517.7	460.6	448.0	445.3
17.5°	1365.9	1315.5	1175.2	1011.5	816.2	615.1	433.0	359.6	359.9	380.2	382.6
20°	1359.4	1294.9	1124.5	919.1	665.7	425.3	297.2	284.7	331.0	381.7	387.8
22.5°	1344.7	1267.6	1067.1	811.3	493.5	280.1	230.0	243.8	303.7	365.7	372.8
25°	1326.0	1234.4	999.2	686.3	326.7	200.2	192.8	209.7	250.3	291.7	295.7
27.5°	1300.5	1195.1	923.1	543.2	212.2	164.9	169.8	181.2	197.8	216.2	218.0
30°	1267.6	1148.2	841.7	396.1	160.3	148.3	155.4	161.5	168.6	179.0	179.9
32.5°	1229.8	1103.0	758.2	273.6	142.2	139.7	145.2	148.3	153.8	160.3	160.9
35°	1198.2	1060.0	671.6	193.5	134.5	133.3	137.0	138.2	143.4	150.5	151.1
37.5°	1180.1	1025.0	582.2	156.0	129.3	127.4	129.6	129.6	137.0	147.4	148.9
40°	1181.3	1005.7	492.9	140.9	125.0	122.5	122.8	122.8	132.3	143.7	144.6
42.5°	1214.8	1010.6	413.6	135.1	121.6	118.8	117.3	118.2	126.2	133.6	134.2
45°	1293.4	1045.3	339.3	131.4	118.2	117.3	113.9	113.6	116.7	120.1	120.1
47.5°	1422.4	1113.8	289.0	129.0	115.5	115.2	111.2	107.2	106.9	108.1	108.1
50°	1632.1	1231.7	255.2	126.2	113.6	111.2	106.6	100.4	98.3	99.2	99.2
52.5°	1946.6	1442.0	242.3	122.5	109.6	105.6	100.4	94.3	92.4	92.7	92.7
55°	2359.0	1765.1	240.4	118.2	105.3	98.9	94.6	90.0	87.8	88.4	88.4
57.5°	2862.9	2211.9	273.3	111.5	99.5	92.1	89.7	86.6	85.1	86.0	85.7
60°	3475.5	2796.5	405.3	104.4	93.7	86.0	86.0	83.5	82.3	83.2	82.9
62.5°	4181.1	3468.1	569.9	99.2	87.5	81.1	82.3	81.1	79.8	80.5	80.1
65°	4807.0	3905.7	533.7	95.2	81.4	76.5	78.6	78.0	77.1	77.7	77.4
67.5°	4825.1	3743.6	299.7	90.9	75.5	71.9	74.9	74.6	74.0	74.6	74.3
70°	4306.1	3161.0	168.9	82.9	69.4	66.3	70.6	70.3	69.7	70.9	70.6
72.5°	3450.0	2293.9	123.4	73.1	63.3	60.5	65.4	65.1	65.1	66.9	66.0
75°	1985.2	1180.4	98.6	62.6	56.8	54.7	59.0	59.3	59.9	62.3	60.5
77.5°	565.9	367.9	80.5	53.1	48.8	47.9	52.2	52.8	53.1	55.9	53.4
80°	210.3	169.5	66.3	44.5	39.9	40.2	44.2	45.1	45.4	48.2	45.1
82.5°	134.2	111.8	53.7	34.4	31.3	31.0	35.9	37.2	37.2	37.5	35.6
85°	78.3	66.9	40.5	24.9	22.1	21.2	26.7	28.9	27.9	27.3	26.1
87.5°	52.5	46.1	24.9	13.8	12.0	11.4	15.7	17.2	16.6	15.7	14.7
90°	0.0	0.0	0.0	0.0	0.0	0.0	0.0	0.0	0.0	0.0	0.0

(END OF REPORT)